



# QUARTERLY REPORT I

2022



**Eckert & Ziegler**  
*Contributing to saving lives*

# KEY DATA

		1-3/2021	1-3/2022	Change
Sales	€ million	44.2	49.9	+13%
Return on revenue before tax	%	46	20	-56%
EBITDA	€ million	23.0	12.7	-55%
EBIT	€ million	20.6	10.3	-50%
EBT	€ million	20.4	10.0	-51%
Net income before other shareholder's interests	€ million	13.8	6.7	-51%
Profit	€ million	13.7	6.6	-52%
Earnings per share (basic)	€	0.67	0.32	-52%
Operational cash flow	€ million	-1.7	2.9	n/a
Depreciation and amortization on non-current assets	€ million	2.4	2.4	0%
Staff as end of period	Persons	843	930	+10%



# MILESTONES Q1 2022



### ACQUISITION OF TECNONUCLEAR

With the acquisition of the Argentinian SPECT specialist Tecnonuclear S.A., a manufacturer of technetium-99 generators and a portfolio of related biomolecules, Eckert & Ziegler strengthens its access to the SPECT market. Currently about 25 million patients per year benefit from SPECT-diagnostics, bringing the global market to a volume of about 1.7 billion USD.

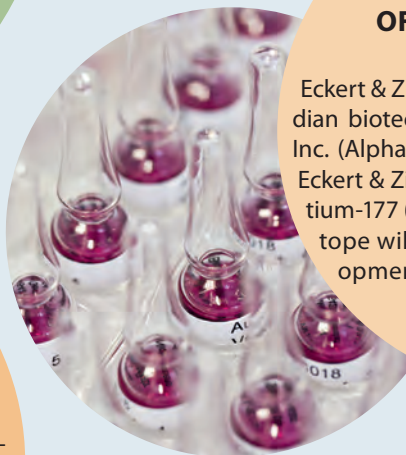
### EXCLUSIVE SUPPLY CONTRACT FOR YTTERBIUM-176

The signing of a joint venture agreement with Atom Mines LLC (Texas, USA) guarantees Eckert & Ziegler access to ytterbium-176, an indispensable precursor for the therapeutic isotope lutetium-177.



### LUTETIUM-177 FOR CLINICAL TRIALS OF CANADIAN ALPHA-9 THERANOSTICS

Eckert & Ziegler has executed with the Canadian biotech company Alpha-9 Theranostics Inc. (Alpha-9) a clinical supply agreement for Eckert & Ziegler's medical radioisotope Lutetium-177 (non-carrier-added <sup>177</sup>Lu). The isotope will be used for the clinical development of Alpha-9's investigational drugs.



### SUPPLY AGREEMENT WITH SIRTEX MEDICAL TO CHINESE MARKET

Eckert & Ziegler and Sirtex Medical have extended their long-term supply agreement for the use of yttrium-90 in Sirtex microspheres for the treatment of liver cancer to the Chinese market.



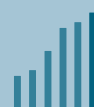
### LUTETIUM-177 FOR CLINICAL TRIALS OF TELIX

Eckert & Ziegler has signed a long-term global contract with Telix Pharmaceuticals Limited for the supply of lutetium-177 (n.c.a. <sup>177</sup>Lu). The radiopharmaceutical will be used to label investigational drugs that Telix currently has in clinical trials and that are used in radionuclide therapy (MTR).



### GRAND OPENING NEW US SITE

Located in Wilmington (MA), USA, the site accommodates office space as well as GMP laboratories for the production of yttrium-90 and other radionuclides.



### DIVIDEND PROPOSAL

The Executive Board and Supervisory Board resolved to propose to the Annual General Meeting the payment of a dividend of €0.50 (previous year: €0.45) per dividend-bearing share.

# A. GROUP INTERIM MANAGEMENT REPORT

## A.1 EARNINGS PERFORMANCE

In the first quarter of 2022, the Eckert & Ziegler Group achieved its objective with a net profit of €6.6 million. Compared to the same period in the previous year, the Group's net profit thus fell by €7.1 million. This reduction results from the sale and associated deconsolidation of the tumour irradiation business, which generated one-off earnings of approximately €6.8 million as of March 2021. This means that despite the pandemic and the war in Ukraine, business remained stable overall in Q1 2022.

### Revenue

Overall, the Group sales amounted to €49.9 million at the end of March 2022, which is €5.7 million or 13% above the previous year's level of €44.2 million.

The breakdown by segment shows different developments:

Sales in the Medical segment in the first quarter reached €20.1 million and were thus €1.2 million or 5% below those of the previous year. Taking into account the loss of sales of €1.1 million due to the deconsolidation of the tumour irradiation business, the sales level was maintained compared to the previous year.

At €29.8 million, the Isotope Products segment achieved sales that were €7.0 million or about 31% higher than in the first three months of 2021. This segment traditionally generates the majority of its sales in the US. The development of oil and gas prices is boosting the exploration activities of energy companies and consequently the demand for measurement technology components. Around €1.9 million of the increase is attributable to the acquisition of the Argentinian company Tecnonuclear SA.

### Earnings (net profit for the period)

The Group's three-month result amounted to €6.6 million or €0.32 per share, which is €7.1 million or 52% below the result of the previous year.

In the Medical segment, the net result reached €3.5 million and was thus €8.2 million below the result of the same quarter of the previous year. Adjusted for the one-off effect of the sale of the tumour irradiation business (€6.8 million) and the expenses (around €1.0 million) related to the opening of the production site in Boston, USA, and the preparations for the site in Jintan, China, the segment's operating result was at the same level as in the previous year.

In the Isotope Products segment, the result rose by approximately €1.4 million to €3.9 million compared to the first quarter of 2021. Due to the increase in sales combined with a favourable product mix, higher contribution margins were generated compared to the first quarter of the previous year.

The Other segment, which includes the holding company and Pentixapharm GmbH, closed the quarter with a result of €-0.8 million (previous year: €-0.4 million).

## A.2 FINANCIAL POSITION

### Balance sheet

The balance sheet total amounted to €360.2 million at the end of March 2022 (previous year: €347.7 million).

On the assets side, property, plant and equipment increased by €4.6 million to €66.5 million. This increase resulted primarily from the initial consolidation of Tecnonuclear SA (€1.6 million), the acquisition of the property in Argentina (€0.4 million) and investments in the production site of Eckert & Ziegler Radiopharma Inc, USA (€1.4 million).

Shares in associated companies decreased by a total of €0.1 million to €15.0 million. This results from the addition of the initial at-equity consolidation of the shares in Atom Mines LLC, Texas USA amounting to €0.8 million and a scheduled repayment of equity in Americium Consortium LLC amounting to €0.9 million.

Compared to 31 December 2021, goodwill increased by €6.7 million to €40.3 million. €6.6 million is due to the preliminary purchase price allocation of Tecnonuclear SA, Argentina.

Other intangible assets increased by €4.7 million. This is mainly due to the acquisition of the shares in Atom Mines LLC, USA. The difference between the purchase price and the proportional equity amounting to €3.7 million was valued as an asset for the future and thus reported as an intangible asset.

Trade receivables increased by €4.4 million and inventories by €1.6 million. These increases are mainly due to the first-time consolidation of Tecnonuclear SA, Argentina. The assets held for sale remained almost unchanged compared to the balance sheet as at 31 December 2021, as the sale of Wolf-Medizintechnik GmbH in March 2022 has not yet been realised.

The changes on the liabilities side mainly concern equity and other liabilities.

Equity rose by €8.1 million to €200.6 million as at 31 March 2022. The increase resulted primarily from the net profit for the period of €6.6 million and from the currency differences of €1.1 million recognised in equity. The equity ratio rose from 55.4% to 55.7%.

The change in other liabilities mainly relates to the purchase price payments still to be made for the acquisition of Tecnonuclear SA, Argentina, of which €1.4 million is short-term and €2.8 million long-term.

The change in short-term and long-term loan liabilities is explained by the restructuring of a short-term loan of €7.1 million taken out at the time of the purchase of the property in Wilmington, MA (USA) into a long-term part (€5.2 million) and a short-term part.

### Liquidity

The cash inflow from operating activities amounts to €2.9 million. In the same period of the previous year, a cash outflow of €1.7 million was realised.

The cash outflow from investing activities amounts to €12.4 million. The figures in the first quarter of 2022 reflect the implementation of the communicated corporate strategy. While only €1.3 million was invested in the previous year, expenditure on intangible assets, property, plant and equipment and acquisitions increased to €13.8 million this year. In connection with the liquidation of the joint venture Americium Consortium LLC, the Group received a repayment of €0.9 million. Securities held in custody were sold in the amount of €0.4 million. Last year, the Group received a total of €10.4 million from the sale of shares in consolidated companies of the tumour irradiation business after deduction of the cash transferred during the sale. The transaction was non-recurring.

There was almost no change in the cash flow from financing activities. The difference between repaying and taking out loans is due to the restructuring of the loan liability with regard to its maturity.

Overall, cash and cash equivalents as at 31 March 2022 decreased by €9.7 million to €84.0 million compared to the end of 2021.

## A.3 OUTLOOK

The results of the first quarter 2022 are in line with the expectations of the Executive Board. The forecast for the 2022 financial year published in March remains unaffected. The Executive Board continues to expect sales of around €200 million and a net profit of around €38 million. The forecast is subject to the assumption that the developments in Ukraine do not result in any major disruptions.

## A.4 RISKS AND OPPORTUNITIES

In the Annual Report 2021, we described risks that could have a significant negative impact on our business, assets, financial and earnings position as well as our reputation. The most significant opportunities and the design of our risk management system were also described.

Additional risks and opportunities of which we are not aware, or which we currently consider to be immaterial, could also affect our business activities. At present, no risks have been identified that, individually or in combination with other risks, could jeopardise our continued existence.

## A.5 ADDITIONAL INFORMATION

### Employees

As of 31 March 2022, the Eckert & Ziegler Group employed 930 people worldwide. Compared to the previous year (31 December 2021: 866 employees), the number of employees has thus increased. The increase results from the acquisition of Tecnonuclear SA, Argentina, which employed 65 people as of 31 March 2022.

# B. INTERIM CONSOLIDATED FINANCIAL STATEMENTS

## B.1 CONSOLIDATED INCOME STATEMENT

€ thousand	Quarterly Report I 1–3/2021	Quarterly Report I 1–3/2022
<b>Revenues</b>	<b>44,160</b>	<b>49,893</b>
Cost of sales	–20,306	–23,701
<b>Gross profit on sales</b>	<b>23,854</b>	<b>26,192</b>
Selling expenses	–5,922	–5,805
General and administrative expenses	–6,784	–9,018
Other operating income	10,600	102
Other operating expenses	–1,610	–1,518
<b>Profit from operations</b>	<b>20,138</b>	<b>9,953</b>
Results from shares measured at equity	–265	–10
Other financial results	717	310
<b>Earnings before interest and taxes (EBIT)</b>	<b>20,590</b>	<b>10,253</b>
Interest received	61	48
Interest paid	–252	–331
<b>Profit before tax</b>	<b>20,399</b>	<b>9,970</b>
Income tax expense	–6,586	–3,286
<b>Net income/loss from continuing operations</b>	<b>13,813</b>	<b>6,684</b>
Profit (–)/loss (+) attributable to minority interests	64	129
<b>Profit attributable to the shareholders of Eckert &amp; Ziegler AG</b>	<b>13,749</b>	<b>6,555</b>
<b>Earnings per share</b>		
Basic	0.67	0.32
Diluted	0.67	0.31
Average number of shares in circulation (basic)	20,590	20,757
Average number of shares in circulation (diluted)	20,590	20,809

## B.2 CONSOLIDATED STATEMENT OF COMPREHENSIVE INCOME

€ thousand	Quarterly Report I 1–3/2021	Quarterly Report I 1–3/2022
<b>Profit for the period</b>	<b>13,813</b>	<b>6,684</b>
of which attributable to shareholders of Eckert & Ziegler AG	13,749	6,555
of which attributable to other shareholders	64	129
<b>Items that could subsequently be reclassified into the income statement if certain conditions are met</b>		
Adjustment of balancing item from the currency translation of foreign subsidiaries	3,318	1,084
Amount reposted to income statement	–301	
<b>Currency differences from the translation of foreign operations</b>	<b>3,017</b>	<b>1,084</b>
<b>Items that will not be reclassified to the profit or loss statement in the future</b>		
Profit from equity instruments designated at fair value through other comprehensive income	–28	0
Deferred taxes	8	0
<b>Net profit from equity instruments designated at fair value through other comprehensive income</b>	<b>–20</b>	<b>0</b>
<b>Other comprehensive income after taxes</b>	<b>2,997</b>	<b>1,084</b>
<b>Consolidated comprehensive income</b>	<b>16,810</b>	<b>7,768</b>
of which attributable to shareholders of Eckert & Ziegler AG	16,761	7,609
of which attributable to non-controlling interests	49	159



## B.3 CONSOLIDATED BALANCE SHEET

€ thousand	Dec 31, 2021	March 31, 2022
<b>ASSETS</b>		
<b>Non current assets</b>		
Goodwill	33,610	40,292
Other intangible assets	27,821	32,507
Property, plant and equipment	61,871	66,463
Rights of use (IFRS 16)	19,300	18,895
Investments in affiliates or joint ventures	15,086	14,972
Deferred tax assets	11,170	12,621
Other non-current assets	1,271	1,344
<b>Total non-current assets</b>	<b>170,129</b>	<b>187,094</b>
<b>Current assets</b>		
Cash and cash equivalents	93,659	83,994
Securities	1,358	809
Trade accounts receivable	31,880	36,256
Inventories	37,356	38,962
Income tax receivables	2,860	3,737
Other current assets	6,348	5,291
Non-current assets held for sale and disposal groups	4,139	4,093
<b>Total current assets</b>	<b>177,600</b>	<b>173,141</b>
<b>Total assets</b>	<b>347,729</b>	<b>360,234</b>
<b>EQUITY AND LIABILITIES</b>		
<b>Shareholder's equity</b>		
Subscribed capital	21,172	21,172
Capital reserves	66,162	66,387
Retained earnings	106,223	112,778
Other reserves	-2,223	-1,168
Own shares	-3,942	-3,885
<b>Portion of equity attributable to the shareholders of Eckert &amp; Ziegler AG</b>	<b>187,392</b>	<b>195,283</b>
Minority interests	5,134	5,293
<b>Total shareholders' equity</b>	<b>192,526</b>	<b>200,576</b>
<b>Non-current liabilities</b>		
Long-term debt	0	5,189
Long-term lease obligations (IFRS 16)	16,836	16,489
Deferred income from grants and other deferred income	2,452	2,444
Deferred tax liabilities	2,228	2,861
Retirement benefit obligations	13,044	13,034
Other non-current provisions	59,836	60,295
Other non-current liabilities	358	3,273
<b>Total non-current liabilities</b>	<b>94,754</b>	<b>103,585</b>
<b>Current liabilities</b>		
Short-term debt	7,074	2,030
Current portion of lease obligations (IFRS 16)	3,056	3,056
Trade accounts payable	5,578	4,851
Advance payments received	11,644	9,408
Deferred income from grants and other deferred income (current)	38	33
Income tax liabilities	6,144	8,790
Other current provisions	3,590	3,816
Other current liabilities	22,573	23,515
Liabilities directly associated with assets and disposal groups held for sale assets and disposal groups	752	574
<b>Total current liabilities</b>	<b>60,449</b>	<b>56,073</b>
<b>Total equity and liabilities</b>	<b>347,729</b>	<b>360,234</b>

## B.4 CONSOLIDATED CASH-FLOW STATEMENT

€ thousand	Quarterly Report 1/1–3/31/2021	Quarterly Report 1/1–3/31/2022
<b>Cash flows from operating activities:</b>		
Profit for the period	13,813	6,684
Adjustments for:		
Depreciation and value impairments	2,429	2,413
Net interest income [interest expense (+)/income (-)]	191	283
Income tax expense	6,586	3,287
Income tax payments	-1,360	-1,687
Non-cash release of deferred income from grants	-15	-13
Gains (-)/losses on the disposal of non-current assets	0	-147
Change in the non-current provisions, other non-current liabilities	-286	447
Change in other non-current assets and receivables	-1	-41
Miscellaneous	-15,041	-2,786
Changes in current assets and liabilities:		
Receivables	-6,292	-4,147
Inventories	-3,969	-1,024
Accruals, other current assets	160	984
Change in the current liabilities and provisions	2,066	-1,313
<b>Cash inflows generated from operating activities</b>	<b>-1,719</b>	<b>2,939</b>
<b>Cash flows from investing activities:</b>		
Expenditures for intangible assets and property, plant and equipment	-1,279	-6,277
Income from the sale of intangible assets and property, plant and equipment		5
Expenditures for acquisitions (net of cash acquired)		-6,691
Income from the sale of shares in consolidated companies (net of cash transferred)	10,380	
Expenditures for shares in companies consolidated at equity	-70	-787
Income from participations	834	892
Income from the sale of securities		431
<b>Cash inflows/outflows from investment activity</b>	<b>9,865</b>	<b>-12,427</b>
<b>Cash flows from financing activities:</b>		
Distributions on third-party shares	0	
Deposits from the taking out of loans		7,183
Disbursements for the payment of loans and lease liabilities	-728	-7,848
Interest received	61	48
Interest paid	-215	-275
<b>Cash outflows from financing activities</b>	<b>-882</b>	<b>-892</b>
Effect of exchange rates on cash and cash equivalents	1,027	714
<b>Increase/reduction in cash and cash equivalents</b>	<b>8,291</b>	<b>-9,666</b>
<b>Cash and cash equivalents at beginning of period</b>	<b>87,475</b>	<b>93,659</b>
<b>Cash and cash equivalents at end of period</b>	<b>95,766</b>	<b>83,994</b>

## B.5 CONSOLIDATED STATEMENT OF SHAREHOLDERS EQUITY

	Subscribed capital				Cumulative other equity items						
	Number	Nominal value	Capital reserve	Retained reserves	Unrealized profit securities	Unrealized profit pension	Foreign currency exchange differences	Own shares	Equity attributable to	Minority shares	Group share holders' equity
	Piece	€ thousand	€ thousand	€ thousand	€ thousand	€ thousand	€ thousand	€ thousand	€ thousand	€ thousand	€ thousand
<b>As of January 1, 2021</b>	<b>21,171,932</b>	<b>21,172</b>	<b>54,188</b>	<b>81,019</b>	<b>-4,536</b>	<b>162</b>	<b>-1,223</b>	<b>-5,519</b>	<b>145,263</b>	<b>1,096</b>	<b>146,359</b>
Total income and expenses recognised directly in equity	0	0	0	0	939	225	2,210	0	3,374	69	3,443
Consolidated net income	0	0	0	34,527	0	0	0	0	34,527	130	34,657
Consolidated comprehensive income	0	0	0	34,527	939	225	2,210	0	37,901	199	38,100
Dividends paid/resolved	0	0	0	-9,323	0	0	0	0	-9,323	0	-9,323
Shares attributable to minorities for acquisitions and company sales	0	0	0	0	0	0	0	0	0	3,839	3,839
Share-based remuneration	0	0	3,927	0	0	0	0	363	4,290	0	4,290
Use of treasury shares for acquisitions	0	0	8,047	0	0	0	0	1,214	9,261	0	9,261
<b>Stand 31, Dezember 2021</b>	<b>21,171,932</b>	<b>21,172</b>	<b>66,162</b>	<b>106,223</b>	<b>-3,597</b>	<b>387</b>	<b>987</b>	<b>-3,942</b>	<b>187,392</b>	<b>5,134</b>	<b>192,526</b>
<b>As of January 1, 2022</b>	<b>21,171,932</b>	<b>21,172</b>	<b>66,162</b>	<b>106,223</b>	<b>-3,597</b>	<b>387</b>	<b>987</b>	<b>-3,942</b>	<b>187,392</b>	<b>5,134</b>	<b>192,526</b>
Total income and expenses recognised directly in equity	0	0	0	0	0	0	1,054	0	1,054	30	1,084
Consolidated net income	0	0	0	6,555	0	0	0	0	6,555	129	6,684
Consolidated comprehensive income	0	0	0	6,555	0	0	1,054	0	7,609	159	7,768
Dividends paid/resolved	0	0	0	0	0	0	0	0	0	0	0
Shares attributable to minorities for acquisitions and company sales	0	0	0	0	0	0	0	0	0	0	0
Share-based remuneration	0	0	225	0	0	0	0	57	282	0	282
Use of treasury shares for acquisitions	0	0	0	0	0	0	0	0	0	0	0
<b>As of March 31, 2022</b>	<b>21,171,932</b>	<b>21,172</b>	<b>66,387</b>	<b>112,778</b>	<b>-3,597</b>	<b>387</b>	<b>2,041</b>	<b>-3,885</b>	<b>195,283</b>	<b>5,293</b>	<b>200,576</b>

## B.6 NOTES TO THE INTERIM CONSOLIDATED FINANCIAL STATEMENTS

### General information

These interim consolidated financial statements as of 31 March 2022 comprise the financial statements of Eckert & Ziegler Strahlen- und Medizintechnik AG and its subsidiaries (hereinafter also referred to as “Eckert & Ziegler AG”).

### Accounting policies

The interim consolidated financial statements of Eckert & Ziegler AG as of 31 March 2022 were prepared in accordance with the International Financial Reporting Standards (IFRS) applicable to interim reporting. All standards of the International Accounting Standards Board (IASB), London, applicable in the EU on the reporting date, as well as the valid interpretations of the International Financial Interpretations Committee (IFRIC) and the Standing Interpretations Committee (SIC) were taken into account. The interim financial statements should be read in conjunction with the consolidated financial statements of Eckert & Ziegler AG as of 31 December 2021. The accounting and valuation methods explained in the notes to the 2021 consolidated financial statements were applied unchanged.

The preparation of the consolidated financial statements in accordance with IFRS requires the use of estimates and assumptions that affect the reported amounts of assets and liabilities, income and expenses. The actual values may differ from the estimates. Significant assumptions and estimates are made for the useful life, the recoverable amount of fixed assets, the realisability of receivables and the recognition and measurement of provisions. Due to rounding, it is possible that individual figures do not add up exactly to the totals shown.

This interim report contains all the necessary information and adjustments required for a true and fair view of the net assets, financial position and results of operations of Eckert & Ziegler AG as of the interim reporting date. The results for the current fiscal year do not necessarily allow conclusions to be drawn about the development of future results.

### Scope of consolidated financial statements

The consolidated financial statements of Eckert & Ziegler AG include all companies for which Eckert & Ziegler AG has the direct or indirect possibility of determining the financial and business policy (control concept).

### Acquisitions and disposals of companies

#### Tecnonuclear SA, Argentina

On 3 January 2022, Eckert & Ziegler acquired 100% of the shares in the Argentinian nuclear medicine specialist Tecnonuclear S.A., a manufacturer of technetium-99 generators and a portfolio of related biomolecules. Together with the generators, these generic tracers are often referred to as SPECT diagnostics. They represent the most widely used class of nuclear medicine products worldwide for the detection of cancer and cardiovascular anomalies. Tecnonuclear, based in Buenos Aires, employed 65 people as of 31 March 2022 and had revenues of approximately USD 10 million in 2021. The products have already been distributed in the past by Eckert & Ziegler in Brazil, where they are sold together with the generators as consumables for single photon emission computed tomography (SPECT). Currently, around 25 million patients are examined annually with SPECT diagnostics, which corresponds to a global market volume of around USD 1.7 billion. With the emergence of new proprietary SPECT tracers, demand is expected to increase dynamically and reach a volume of approximately USD 2.7 billion in 2027. The purchase price of USD 12.8 million was primarily based on Tecnonuclear's profitability. In a first step the purchase price was paid in full from Eckert & Ziegler's cash flow in the amount of USD 8.1 million. The remaining amount of USD 4.7 million will be paid over the next 3 years. The transaction was carried out without external financing. As of 31 March 2022, the difference between the purchase price and the equity of Tecnonuclear SA, amounting to €6.6 million, was posted as goodwill on the basis of a preliminary purchase price allocation. This preliminary purchase price allocation will be replaced by a final purchase price allocation by the end of the year.

#### Atom Mines LLC, USA

On 10 January 2022, Eckert & Ziegler Radiopharma GmbH acquired 18.5% of the shares in Atom Mines LLC, Texas USA. Atom Mines LLC is a manufacturer of ytterbium with which Eckert & Ziegler Radiopharma GmbH has concluded an exclusive long-term supply agreement for ytterbium-176. The agreement has a strategic dimension, as cancer therapies based on lutetium-177 have proven to be highly effective, whereas the worldwide supply of the indispensable precursor ytterbium-176 has so far been measured in grams per year. A new production process, partly financed by Eckert & Ziegler and developed by Atom Mines, is now to solve this bottleneck: the first samples delivered met the relevant quality criteria,

especially isotopic purity. Eckert & Ziegler will thus be in a position to offer lutetium-177 in large quantities to pharmaceutical companies all over the world and beyond for hundreds of thousands of patients per year. The shares were valued at 5.0 million USD. A total of USD 3.4 million has already been paid, of which USD 2.5 million were paid in the first quarter of 2022. Atom Mines LLC is consolidated “at equity”. The difference between the purchase price and the pro rata equity is recognised as an intangible asset.

There was no company disposal in the first quarter of 2022.

### Currency translation

The financial statements of the companies outside the European Monetary Union are based on the functional currency concept. The following exchange rates were used for currency translation:

Country	Currency	Exchange rate on 3/31/2022	Exchange rate on 12/31/2021	Average exchange rate 01/01–3/31/2022	Average exchange rate 01/01–3/31/2021
USA	USD	1.1101	1.1326	1.1217	1.1027
CZ	CZK	24.3750	24.8580	24.6526	25.6313
GB	GBP	0.8460	0.8403	0.8364	0.8623
BR	BRL	5.3009	6.3101	5.8696	4.9167
CH	CHF	1.0267	1.0301	1.0364	1.0668
CHN	CNY	7.0403	7.1947	7.1212	–
ARG	ARS	122.8215	–	119.5698	–

### Equity and treasury stock

As of 31 March 2022, Eckert & Ziegler AG held 409,656 of its own shares. This corresponds to 1.93% of the company’s share capital.

### Segment information

#### SEGMENT REPORT – INCOME STATEMENT

€ thousand	Isotope Products		Medical		Holding		Elimination		Total	
	Q1/2022	Q1/2021	Q1/2022	Q1/2021	Q1/2022	Q1/2021	Q1/2022	Q1/2021	Q1/2022	Q1/2021
Sales to external customers	29,789	22,804	20,104	21,273	0	83	0	0	49,893	44,160
Sales to other segments	1,491	1,158	100	2	0	0	-1,591	-1160	0	0
Total segment sales	31,280	23,962	20,204	21,275	0	83	-1,591	-1,160	49,893	44,160
Result from investments valued at equity	0	0	-10	0	0	-265	0	0	-10	-265
Segment profit before interest and profit taxes (EBIT)	5,818	3,666	5,447	17,317	-1,010	-378	-1	-16	10,253	20,589
Interest expenses and revenues	-140	-69	-84	-76	-58	-46	-1	0	-283	-191
Income tax expense	-1,661	-997	-1,911	-5,589	+285	0	0	0	-3,286	-6,586
Profit before minority interests	4,017	2,600	3,452	11,652	-783	-424	-2	-15	6,684	13,813



## SEGMENT REPORT – BALANCE SHEET

€ thousand	Isotope Products		Medical		Holding		Total	
	Q1/2022	Q1/2021	Q1/2022	Q1/2021	Q1/2022	Q1/2021	Q1/2022	Q1/2021
Segmental assets	195,409	166,551	130,053	136,927	159,670	122,291	485,132	425,769
Elimination of inter-segmental shares, equity investments and receivables							-124,898	-116,493
<b>Consolidated total assets</b>							<b>360,234</b>	<b>309,276</b>
Segmental liabilities	-71,317	-91,061	-103,802	-65,218	-19,161	-7,572	-194,280	-163,851
Elimination of intersegmental liabilities							34,622	20,450
<b>Consolidated liabilities</b>							<b>-159,658</b>	<b>-143,401</b>
Investments in associated companies	2,684	3,305	12,288	11,536	0	1,785	14,972	16,626
Investments (without acquisitions)	1,342	890	3,588	322	1,347	67	6,277	1,279
Depreciation and amortization incl. RoU according to IFRS 16	-1,429	-1,317	-697	-819	-287	-294	-2,413	-2,430
Impairments	0	0	0	0	0	0	0	0

**Material transactions with related parties**

With regard to material transactions with related parties, we refer to the disclosures in the consolidated financial statements as of 31 December 2021.

## C. ADDITIONAL INFORMATION

### C.1 RESPONSIBILITY STATEMENT BY THE STATUTORY REPRESENTATIVES (BALANCE-SHEET OATH)

To the best of our knowledge, and in accordance with the applicable reporting principles for interim reporting, we hereby certify that the consolidated interim financial statements give a true and fair view of the financial position, performance and cash flows of the Group, and the group interim management report includes a fair review of the development and performance of the business and the position of the Group, together with a description of the principal opportunities and risks associated with the expected development of the Group for the remaining months of the current financial year.


Berlin, 12 May 2022



Dr Andreas Eckert  
Chairman of the Executive Board



Dr Harald Hasselmann  
Member of the Executive Board



Dr Lutz Helmke  
Member of the Executive Board

# FINANCIAL CALENDAR

May 12, 2022	Quarterly Report I/2022
May 12, 2022	Hauck & Aufhäuser Stockpicker Summit Berlin
June 01, 2022	Annual General Meeting
August 11, 2022	Quarterly Report II/2022
November 14, 2022	Quarterly Report III/2022
November 28–30, 2022	Equity forum Frankfurt

*Subject to changes*

## IMPRINT

### PUBLISHER

Eckert & Ziegler  
Strahlen- und Medizintechnik AG

### DESIGN

Ligaturas GmbH  
Reportdesign, Hamburg, Germany

### PHOTOS

Eckert & Ziegler archive  
Peter Himsel  
Stark Industriefotografie

## CONTACT

Eckert & Ziegler  
Strahlen- und Medizintechnik AG

Robert-Rössle-Straße 10  
13125 Berlin, Germany  
[www.ezag.de](http://www.ezag.de)

Karolin Riehle  
Investor Relations

Telefon + 49 30 94 10 84 – 0  
Telefax + 49 30 94 10 84 – 112  
[info@ezag.de](mailto:info@ezag.de)

ISIN DE0005659700  
WKN 565970

